



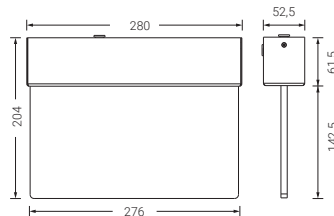
Steeled



VIEWING
DISTANCE

24 m.

The STEELED Exit signs has been designed to offer a large visibility distance of 24 m while also offering an innovative and functional design. Constructed with stainless steel housing and a methacrylate blade which guarantees toughness and durability.



EN 60598-2-22
EN 60598-1

EN 1838 | 24 m




Remote controlled

Steeled

Standard

Maintained LED


IP
20

	FINISHING	COM.	AUTONOMY		PACKAGING
STT	Stainless steel	—	1 h	2,9	20
STP	Stainless steel	—	1 h	2,8	20
STT3	Stainless steel	—	3 h	3,1	20
STP3	Stainless steel	—	3 h	3,0	20

Autotest

Maintained LED

IP
20


	FINISHING	COM.	AUTONOMY		PACKAGING
STTA	Stainless steel	—	1 h	3,0	20
STPA	Stainless steel	—	1 h	2,8	20
STTA3	Stainless steel	—	3 h	3,1	20
STPA3	Stainless steel	—	3 h	3,0	20

Intelligent DALI

Compatible with **NormaLINK** 

Maintained LED

IP
20

	FINISHING	COM.	AUTONOMY		PACKAGING
STTID	Stainless steel	DALI	1 h	3,0	20
STPID	Stainless steel	DALI	1 h	2,8	20
STTID3	Stainless steel	DALI	3 h	3,1	20
STPID3	Stainless steel	DALI	3 h	3,0	20

Accessories

Remote controls

S-TE Remote control for up to 300 fittings standard or autotest

Pictograms

Type PST Pictogram 245x120 mm. *References according to table below.*

Type PST 245 x 120 mm

REF. PST-A



REF. PST-A



REF. PST-SD



REF. PST-SU



Maximum viewing distance
(according to EN1838 for
internally illuminated signs)

24 m



Please check for
other pictograms