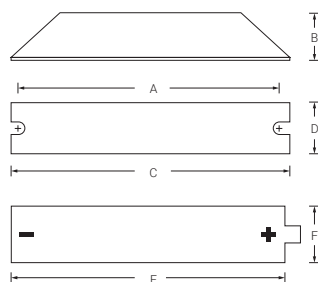




# Kenlux

Technical features:

- Kit for conversion in emergency lighting.
- Reference Norm: EN 60924.
- Charge signaling with a LED.
- Power 230V, 50/60 Hz.
- Charging time 24 hours.
- Possibility of remote control.



|                    | A   | B   | C   | D   | E   | F  |
|--------------------|-----|-----|-----|-----|-----|----|
| <b>KEN 1-18</b>    | 163 | 32  | 173 | 39  | 127 | 22 |
| <b>KEN 3-18</b>    | 163 | 32  | 173 | 39  | 176 | 33 |
| <b>KEN 1-36</b>    | 163 | 32  | 173 | 39  | 127 | 22 |
| <b>KEN 3-36</b>    | 163 | 32  | 173 | 39  | 176 | 33 |
| <b>KEN 1-58</b>    | 163 | 32  | 173 | 39  | 169 | 22 |
| <b>KEN 3-58</b>    | 163 | 32  | 173 | 39  | 235 | 33 |
| <b>KEN S1UNIV</b>  | 163 | 32  | 173 | 39  | 295 | 33 |
| <b>KEN 1-14 T5</b> | 163 | 32  | 173 | 39  | 353 | 33 |
| <b>KEN 1-21 T5</b> | 163 | 32  | 173 | 39  | 353 | 33 |
| <b>KEN 1-24 T5</b> | 163 | 32  | 173 | 39  | 353 | 33 |
| <b>KEN 1-28 T5</b> | 163 | 32  | 173 | 39  | 353 | 33 |
| <b>KEN 1-35 T5</b> | 163 | 32  | 173 | 39  | 353 | 33 |
| <b>KEN 1-39 T5</b> | 163 | 32  | 173 | 39  | 353 | 33 |
| <b>KEN 1-49 T5</b> | 163 | 32  | 173 | 39  | 353 | 33 |
| <b>KEN 1-54 T5</b> | 163 | 32  | 173 | 39  | 353 | 33 |
| <b>KEN1-UNI</b>    | 41  | 239 | 44  | 295 | 33  |    |

# Kenlux

## Standard

|                  | BATTERY        | AUTONOMY                           | BALLAST LUMEN FACTOR             | PACKAGING |
|------------------|----------------|------------------------------------|----------------------------------|-----------|
| <b>KEN1-18</b>   | 3,6 V · 1,5 Ah | 18W: 1 h                           | 18W: 17%                         | 20        |
| <b>KEN3-18</b>   | 3,6 V · 4,0 Ah | 18W: 3 ho                          | 18W: 12%                         | 20        |
| <b>KEN1-36</b>   | 3,6 V · 1,5 Ah | 36W: 1 h                           | 18W: 17% - 36W: 8%               | 20        |
| <b>KEN3-36</b>   | 3,6 V · 4,0 Ah | 36W: 3 h                           | 18W: 17% - 36W: 8%               | 20        |
| <b>KEN1-58</b>   | 4,8 V · 1,5 Ah | 58W: 1 h                           | 58W: 8%                          | 20        |
| <b>KEN3-58</b>   | 4,8 V · 4,0 Ah | 58W: 3 h                           | 58W: 6,5%                        | 20        |
| <b>KENS1-UNI</b> | 6,0 V · 4,0 Ah | 18W: 2 h<br>36W: 1,5 h<br>58W: 1 h | 18W: 39%<br>36W: 25%<br>58W: 18% | 20        |
| <b>KEN1-14T5</b> | 7,2 V · 4,0 Ah | 14W TL5 HE: 1 h                    | 14W TL5 HE: 63%                  | 20        |
| <b>KEN1-21T5</b> | 7,2 V · 4,0 Ah | 21W TL5 HE: 1 h                    | 21W TL5 HE: 51%                  | 20        |
| <b>KEN1-24T5</b> | 7,2 V · 4,0 Ah | 24W TL5 HO: 1 h                    | 24W TL5 HO: 44%                  | 20        |
| <b>KEN1-28T5</b> | 7,2 V · 4,0 Ah | 28W TL5 HE: 1 h                    | 28W TL5 HE: 42%                  | 20        |
| <b>KEN1-35T5</b> | 7,2 V · 4,0 Ah | 35W TL5 HE: 1 h                    | 35W TL5 HE: 31%                  | 20        |
| <b>KEN1-39T5</b> | 7,2 V · 4,0 Ah | 39W TL5 HO: 1 h                    | 39W TL5 HO: 26%                  | 20        |
| <b>KEN1-49T5</b> | 7,2 V · 4,0 Ah | 49W TL5 HO: 1 h                    | 49W TL5 HO: 24%                  | 20        |
| <b>KEN1-54T5</b> | 7,2 V · 4,0 Ah | 54W TL5 HO: 1 h                    | 54W TL5 HO: 21%                  | 20        |










## Intelligent DALI

Compatible with **NormaLINK** 



|                 | BATTERY    | AUTONOMY                           | BALLAST LUMEN FACTOR             | PACKAGING |
|-----------------|------------|------------------------------------|----------------------------------|-----------|
| <b>KEN1-UNI</b> | 6,0V 4,0Ah | 18W: 2 h<br>36W: 1,5 h<br>58W: 1 h | 18W: 39%<br>36W: 25%<br>58W: 18% | 20        |

### KENS1-UNI. Compatibility and duration

|   | LAMP              | PLAMP (W/h) | THEORETICAL LUMEN OUTPUT | BLF | LUMEN OUTPUT (lm) |
|---|-------------------|-------------|--------------------------|-----|-------------------|
|  | <b>TC-DEL 18W</b> | 18          | 1200                     | 43% | 510               |
|   | <b>TC-DEL 26W</b> | 26          | 1800                     | 34% | 604               |
|  | <b>TC-TEL 18W</b> | 18          | 1200                     | 37% | 445               |
|   | <b>TC-TEL 32W</b> | 32          | 2400                     | 24% | 584               |
|   | <b>TC-TEL 42W</b> | 42          | 3200                     | 23% | 733               |
|  | <b>T8-18W</b>     | 18          | 1350                     | 39% | 528               |
|   | <b>T8-36W</b>     | 36          | 3350                     | 24% | 806               |
|   | <b>T8-58W</b>     | 58          | 5200                     | 18% | 951               |
|  | <b>T5-HE 14W</b>  | 14          | 1350                     | 41% | 548               |
|   | <b>T5-HE 21W</b>  | 21          | 2100                     | 39% | 822               |
|  | <b>T5-HO 24W</b>  | 24          | 2000                     | 32% | 643               |
|   | <b>T5-HO 39W</b>  | 39          | 3500                     | 26% | 902               |
|  | <b>TC-L 18W</b>   | 18          | 1200                     | 31% | 367               |
|   | <b>TC-L 24W</b>   | 24          | 1800                     | 34% | 604               |
|   | <b>TC-L 36W</b>   | 36          | 2900                     | 28% | 810               |
|   | <b>TC-L 55W</b>   | 55          | 4800                     | 19% | 894               |
|  | <b>TC-F 18W</b>   | 18          | 1100                     | 21% | 230               |
|   | <b>TC-F 24W</b>   | 24          | 1700                     | 19% | 328               |
|   | <b>TC-F 36W</b>   | 36          | 2800                     | 21% | 596               |
|  | <b>TC-DD 21W</b>  | 21          | 1500                     | 37% | 550               |
|   | <b>TC-DD 28W</b>  | 28          | 2050                     | 32% | 665               |
|  | <b>FC-22W</b>     | 22          | 875                      | 38% | 332               |
|   | <b>FC-32W</b>     | 32          | 1550                     | 34% | 528               |
|   | <b>FC-40W</b>     | 40          | 2090                     | 34% | 709               |

\*BLF: Percentage of luminic power emitted / nominal luminic power of the lamp.